



SPECIFICATIONS

▪ Length overall (m)	5,01	▪ CE design category	C
▪ Beam maximum (m)	2,08	▪ Maximum number of people	6
▪ Deadrise (deg)	14	▪ Maximum power (hp)	75
▪ Height - without canvas (m)	1,88	▪ Maximum power (kw)	55,2
▪ Dry weight (kg)	630	▪ OB shaft length	L
▪ Fuel capacity (l)	70		

STANDARD EQUIPMENT

- Laminated Teak
- Two bathing platforms
- Seat cushions (back and bow)
- Anti-fouling painting
- Engine secure mark
- Mooring package
- Fenders
- Console and seat covers
- Integrated swim ladder
- Integrated console footrest
- Navigation lights
- SmartCraft Instrumentation
- Electric bilge pump
- 12 volts socket
- Compass
- Fire extinguisher

OPTIONAL EQUIPMENT

- Family Pack
 - Bow table
 - Bow sundeck
 - Ski mast
- Electronic Pack
 - GPS
 - Radio MP3
- Real teak
- Enclosed canvas

MERCURY ENGINE OFFERING

4 Stroke Engines

F 40 ELPT EFI
F 50 ELPT EFI
F 60 ELPT EFI

OptiMax Engines

75 L OptiMax


INTELLIGENT DESIGN

The smallest is the boat, the most important the design is !

The S51 design combines key elements such as :

- easy access from the water with two large bathing platforms
- comfortable back seating for three persons
- central steering wheel giving a perfect balance in navigation
- large side console for a maximum of wind protection
- easy port passage from the back to the bow
- comfortable bow seating for 4 persons

With such a design, why being jealous of bigger boats !

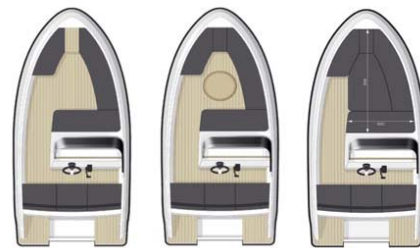


FEATURES & BENEFITS

VERSATILITY IS A STRENGTH !

The S51 bow section is so large that it will allow the whole family enjoying boating together. If the purpose is transporting materials, that large open front section will make your life easier.

Moreover, when weather is good and sun is shining, the front part can easily be converted into a pic-nic area for enjoying lunch in family or with friends. Once finished, the whole sundeck can be quickly and easy deployed for enjoying some more time under the sun.

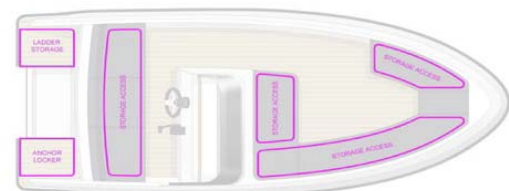


SMALL BOAT, GREAT STORAGE !

On the S51, no space is lost, everything is used as a storage!

Those storage spaces have been cleverly designed, some examples :

- behind the two bathing platforms, there is space for storing the anchor, ropes and fenders. The port bathing platform cover being specially designed for integrating the telescopic ladder.
- the storage behind the back seat is huge and its access is easy due to the special fiberglass cover design which remains in position once opened.
- each bow seating has a storage space behind, the starboard storage space having been designed longer in order to easily fit accessories like fishing rods, wakeboard or ski mast which is quite unique on boats smaller than 5 meters.



SAFETY ON BOARD...A MUST !

If boating is enjoying...enjoying cannot be without safety !

The S51 has been designed in considering the safety aspect all around the boat :

- two large bathing platforms for easily and safety get in and out of the boat by the stern..
- the ladder is totally integrated into the port bathing platform for avoiding any foot injuries.
- handrails are everywhere for ensuring a maximum of safety from the stern to the bow (in front of the co-pilot, around the whole windshield, all around the bow section).
- two front steps for an easy and safe access by the bow of the boat.

